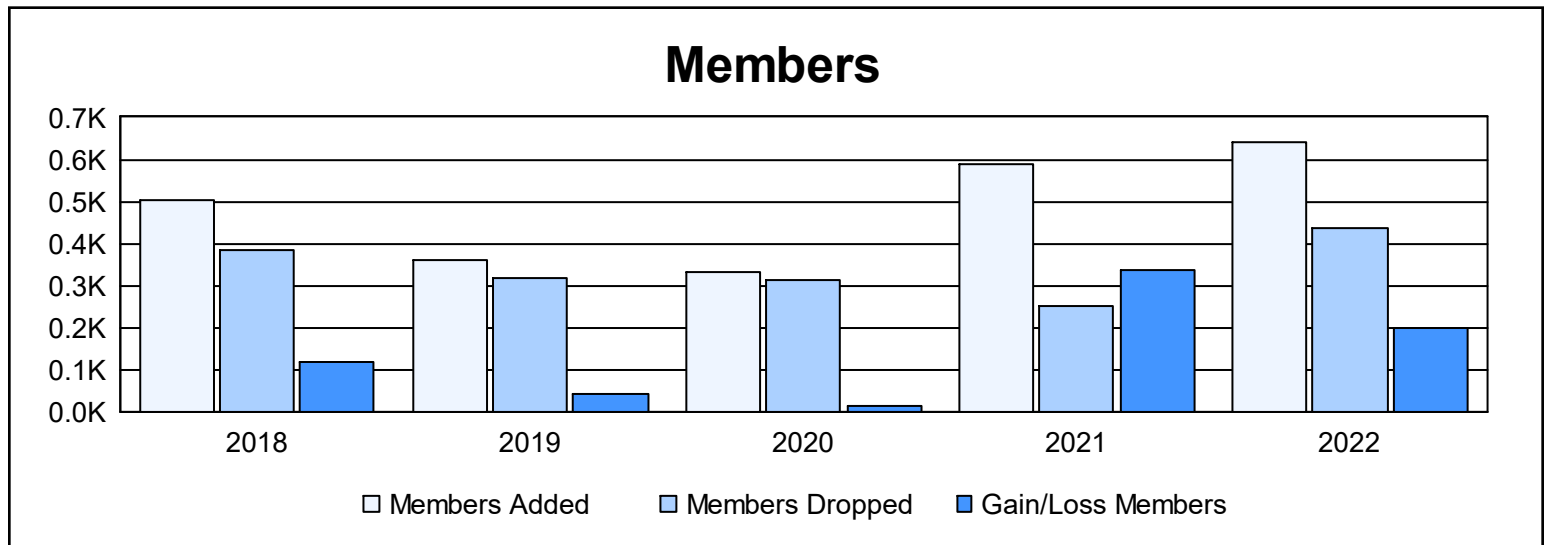
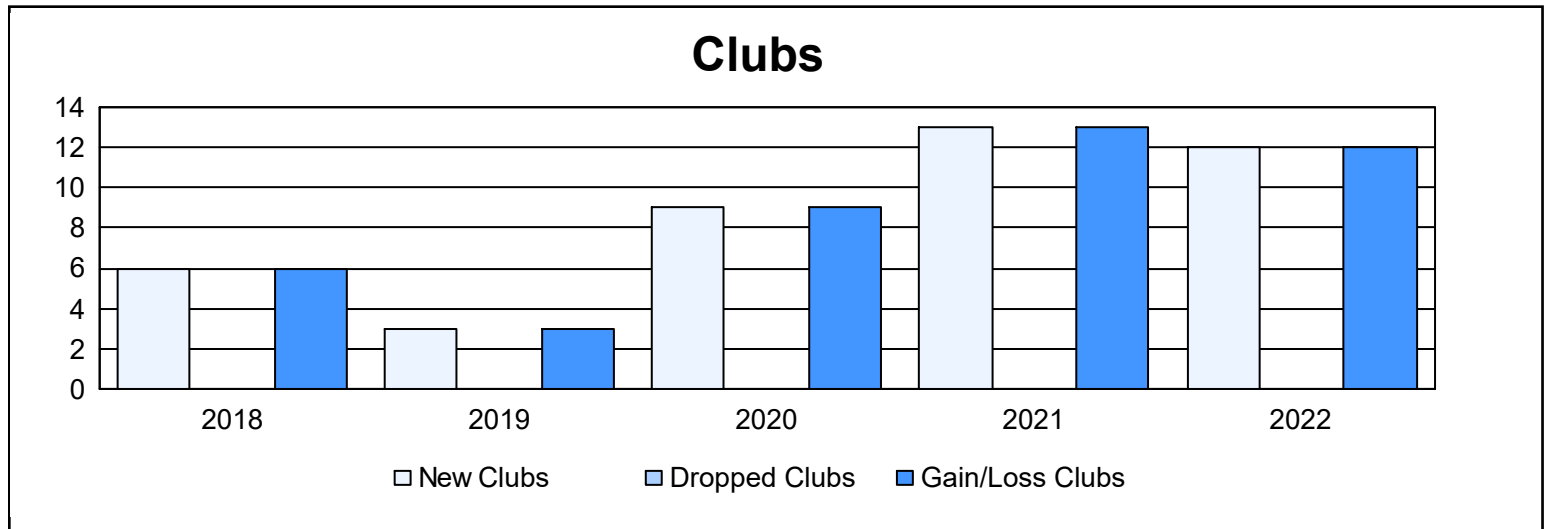
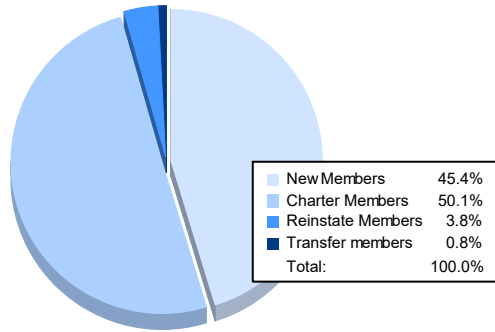


Year	New Clubs	Dropped Clubs	Gain/ Loss Clubs	New Members	Charter Members	Reinstate Members	Transfer Members	Total Member Added	Total Members Dropped	Gain/ Loss Members
2017-2018	6	0	6	321	156	26	1	504	384	120
2018-2019	3	0	3	230	104	22	2	358	316	42
2019-2020	9	0	9	113	203	13	1	330	315	15
2020-2021	13	0	13	242	331	13	0	586	250	336
2021-2022	12	0	12	290	320	24	5	639	438	201
<b>Average</b>	<b>9</b>	<b>0</b>	<b>9</b>	<b>239</b>	<b>223</b>	<b>20</b>	<b>2</b>	<b>483</b>	<b>341</b>	<b>143</b>



### Membership Composition June 2022 Cumulative



### Gender Composition June 2022 Cumulative

